

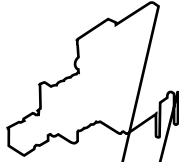
2.5 mm行程卧式

可对应多回路的大型卧式。



主要规格

项目	规格	
	Standard	Medium-current
最大额定 / 最小额定 (电阻负载)	0.1A 30V DC 50 μA 3V DC	1A 25V DC
接触电阻 (初期 / 寿命后)	20m max. / 40m max.	
动作力	2电路	3 ± 1.5N
	4电路	4 ± 2N
操作寿命	无负载	30,000 cycles
	负载	10,000 cycles

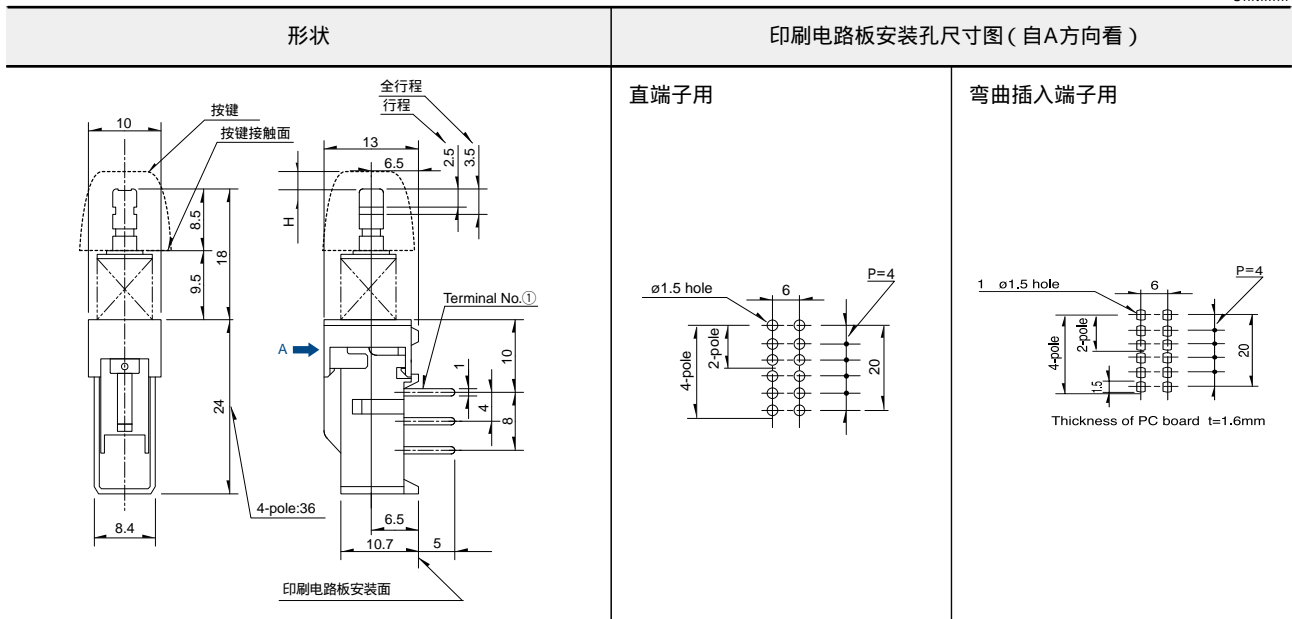


产品一览

切换时限	行程 (mm)	全行程 (mm)	额定	安装方法	电路数	动作	端子形状	最小订货单位 (pcs.)		产品编号
								日本	出口	
Non shorting	2.5	3.5	Standard	PC board	2	Latching	Straight	250	1,250	SPUN191400
							Snap-in			SPUN191600
						Momentary	Straight			SPUN190900
							Snap-in			SPUN191000
			Medium-current		4	Latching	Straight	140	700	SPUN194700
							Snap-in			SPUN194900
					2	Latching	Straight	250	1,250	SPUN192600
							Snap-in			SPUN192800
4	Latching	Snap-in	140	700	SPUN19C400					

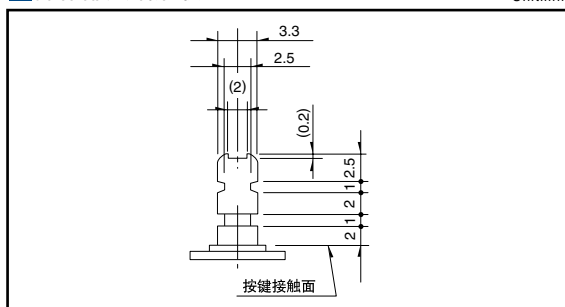
外形图

Unit:mm

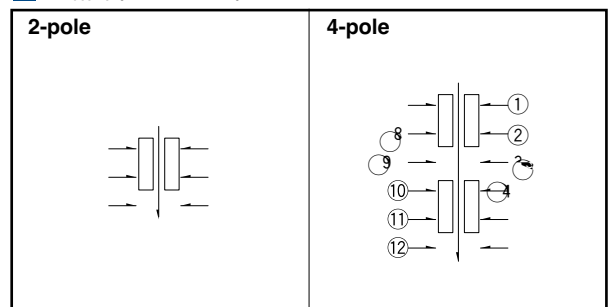


操作部尖端形状

Unit:mm



电路图 (自A方向看)



附属零部件 请指定希望的按键。

Unit:mm

按键外形图	Model	旋钮安装高度尺寸 H (mm)
<p>方按键 Color:Black</p>		2
<p>圆按键 Color:Black</p>		6



· -
©

· Á
· í

· ¿
· í

· È

· È
÷

M Ø T

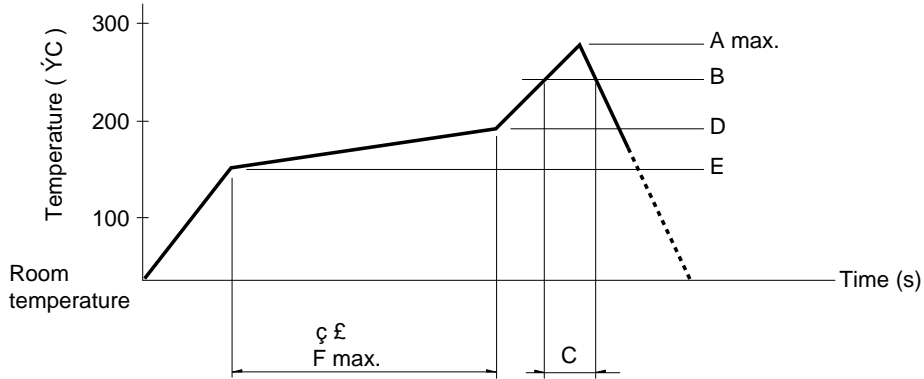
· à
T

· è
T



μί@ZT¥•I è

F£ZT ù£“LF£¥ /F£ZTb
 Ñ © ZT“ j ¥\$” , \$\$ 5 É›© b oα¥öα†ÊÂ ^të © %çZTP“0£ {b
 Ñ sf



" í@~	" ¥ T NBY	# ¥	\$ T	% ¥	& ¥	' T
SPEJ						
SPEF						
SPEH						

ÿ

•Hq1†—É^δ¥,†qL ë ¥Ñ ö É^δ¥(ÉvI” ©í^δÑ „71VëÑ öμ“v¥,]
 ` 1¿71VëÑ 9h •Hq=P“b
 ô í@c¥ÖÊHq μ,)hY5 sÉ›’a-aP“b

μmýoαZT¥•I è

"	oαÑ	oαHW
SPPJ3, SPPJ2, SPUN, SPPH4, SPPH1	• ¥	T
SPED2, SPED4	• ¥	• T
SPEJ	• ¥	T NBY
SPEF	• ¥	T NBY
SPEH	¥ NBY	T NBY
SPUJ	• ¥	T

μïoZT¥•I è

a“¿'PS 1\$ CPBSE 0~

"	["		ïo	
	ç £Ñ	ç £Ñ HW	oαÑ	oαï2HW
SPPJ3	¥ NBY	T NBY	• ¥	•T
SPUN	¥ NBY	T NBY	• ¥	•T
SPUJ, SPPH4	š		• ¥	•T
SPPJ2, SPPH1, SPED2, SPED4, SPEF	š		• ¥	•T